


Please use our guide to help you prepare your files so they are ready for printing and to ensure there are no delays in processing your order...



SENDING YOUR PRINT READY FILES

We accept all files electronically. Please email files up to 10mb to quotes@bh-digital.com

Alternatively you can send us your file(s) online via wetransfer.com



FILE FORMAT

Please supply your files in PDF format, ensuring your images are at least 300dpi at 100% to obtain maximum quality.



FONTS

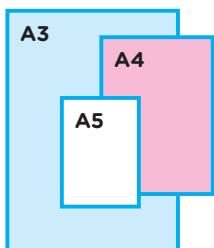
When supplying a PDF file, all the fonts should be embedded.



COLOURS

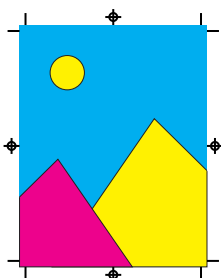
Please ensure your file is set up as CMYK, not RGB. If it's not in CMYK, we'll happily convert it for you. However, some of the colours may look different or washed out when printed.

Please note all printed colours are likely to differ from what is displayed on your monitor.



PAPER SIZE

Please set up the page size of your document at the exact size that you wish your job to print. Do not supply artwork floating on a larger page or include multiple items on the same page.



BLEED & CROP MARKS

Bleed: If your design includes colour or images which are printed up to the edge of the page, please provide 3mm of additional artwork to all sides. This is called bleed. Bleed avoids the risk of white edges on your printed work.

Crop Marks: These will show us the edge of your work so we know exactly where to trim it.